



Leeds Anglican Ministries

## LAM4Kids A Christmas Story - 2021:



### Journeying with Holy Family Friends

(Scripture excerpts adapted from The Gospel according to Luke, the 'Easy to Read Version')

The birth of our Lord, Jesus, is one of our favourite stories from the Bible. As we prepare to celebrate his birth at Christmas, let's be creative about telling the story for our families this year. Our craft will provide you with the materials to make soft figure Holy Family Friends - Mary, the mother of Jesus; Joseph, the earthly father of God's son Jesus; and the baby Jesus himself.


We invite you add other characters to the story. Perhaps you'd like to draw and cut out (or craft in another way, or have someone act out) an Angel Gabriel, or a whole bunch of angels:




Maybe you'd like to add Elizabeth - she's usually pictured greeting Mary:



Many times when we tell the story we also add a donkey:



And of course there could be sheep and shepherds:




You could do a big version of a map and place the figures on it as they journey:

You can also invite your favourite stuffies, dolls, action figures etc. to come along!

Let your creativity lead you on a Journey with our Holy Family Friends towards the birth of Jesus - Christmas.

We suggest that you divide up the story into parts and tell / act out part each day as we get closer to Christmas, perhaps even moving your Holy Family figures around your house as you tell the story. You could have different people reading the different parts - your own pageant!



God sent the angel Gabriel to a young woman who lived in Nazareth, a town in Galilee. She was engaged to marry a man named Joseph from the family of David. Her name was Mary. The angel came to her and said,

**“Greetings!**

**The Lord is with you; you are very special to him.”**

Mary was very confused about what the angel said. She wondered,

**“What does this mean?”**

The angel said to her,

**“Don’t be afraid, Mary, because God is very pleased with you.**

**Listen!**

**You will become pregnant and have a baby boy.**

**You will name him Jesus.**

**He will be great. People will call him the Son of the Most High God, and the Lord God will make him king like his ancestor David. His kingdom will never end.”**

Mary said to the angel,

**“How will this happen?”**

The angel said to Mary,  
**“The Holy Spirit will come to you, and the power of the Most High God will cover you. The baby will be holy and will be called the Son of God. And here’s something else: Your relative Elizabeth is pregnant. She is very old, but she is going to have a son. Everyone thought she could not have a baby, but she has been pregnant now for six months. God can do anything!”**

Mary said,  
**“I am the Lord’s servant.  
Let this thing you have said happen to me!”**

Mary went into the hill country, to her relative Elizabeth. When Elizabeth heard Mary’s greeting, the unborn baby inside her jumped, and she was filled with the Holy Spirit.

Elizabeth told Mary,  
**“God has blessed the baby you will have.  
You are the mother of my Lord!”**

Here’s a little bit of what Mary said,  
**“I praise the Lord with all my heart.  
He always gives mercy to those who worship him.  
He scattered those who think great things about themselves.  
He brought down rulers from their thrones  
and raised up the humble people.  
He filled the hungry with good things,  
but he sent the rich away with nothing.  
He has done what he promised to our ancestors,  
to Abraham and his children forever.”**

Mary stayed with Elizabeth for about three months and then went home.

It was about that same time that Caesar sent out an order to all people in the countries that were under Roman rule. The order said that everyone’s name must be put on a list. Everyone travelled to their own hometowns to have their name put on the list.

So Mary, who was now pregnant, left Nazareth, and went with Joseph to the town of Bethlehem (David’s town) in Judea. Joseph and Mary went there to have their names put on Caesar’s list because they were engaged, and because Joseph was from the family of David. While they were in Bethlehem, the time came for her to have the baby. She gave birth to her first son. She wrapped him up warmly and laid him in a box where cattle are fed. She put him there because all the guest rooms were full.

That night, some shepherds were out in the fields near Bethlehem watching their sheep. An angel of the Lord appeared to them, and the glory of the Lord was shining around them. The shepherds were very afraid. The angel said to them,  
**“Don’t be afraid. I have some very good news for you—news that will make everyone happy.  
Today your Saviour was born in David’s town. He is the Messiah, the Lord.  
This is how you will know him: You will find a baby wrapped in pieces of cloth and lying in a feeding box.”**

Then a huge choir of angels from heaven joined the first angel, and they were all praising God, singing,  
**“Praise God in heaven, and on earth let there be peace.”**

The angels left the shepherds and went back to heaven. The shepherds said to each other,  
**“Let’s go to Bethlehem and see this great event the Lord has told us about.”**

So they went running and found Mary and Joseph. And there was the baby, lying in the feeding box. When they saw the baby, they told what the angels said about this child. Everyone was surprised when they heard what the shepherds told them.

Mary continued to think about these things, trying to understand them.

The shepherds went back to their sheep, praising God and giving thanks for everything they had seen and heard. It was just as the angel had told them.

### DEFINITELY NOT THE END OF THE STORY!

You don’t have to put your Holy Family Friends away on Christmas Day. Why not craft three more figures and tell the Epiphany story of the Wise Magi coming with gifts for Jesus? You can find that in the second chapter of the Gospel according to Matthew. See the next page for instructions for making your own Epiphany Star.

Thanks to *Illustrated Ministry!*

Epiphany Star Materials:

- Epiphany Star Colouring Page - included
- markers/crayons/coloured pencils
- scissors
- tape
- glue
- a stick

Directions:

- Colour and cut out both stars.
- If you want to add embellishments, tape some ribbon to the back side of one of your stars or to the stick.
- Tape a stick (or a straw, dowel, thin marker, popsicle stick, etc.) to the back side of one of your stars.
- Glue the back sides of both stars together.

### A Prayer as we wait for Christmas

**Lord Jesus, in this Advent season we wait eagerly for your arrival. Come fill us with your hope, your peace, your love, and your joy. Come, Lord Jesus, come!**

### A Prayer for Christmas

**Dear God, Thank you for all the fun of Christmas. Thank you for sending your Son, a gift from you to the world. As we look at lights on the tree, remind us of the light Jesus brought to Earth. When we sing carols, remind us of the hope Jesus brings. As we open gifts, remind us that Jesus was the best gift ever. Help us to share the light, hope and gift of Jesus to the world.**

### Bonus Recipe - Royal Icing for Cookies

1½ cup icing sugar                      2 Tablespoons warm water

½ Tablespoon light corn syrup        ⅛ teaspoon vanilla

Stir water, corn syrup, and vanilla until corn syrup is dissolved. Add liquid mixture to sugar and stir until combined. Add water by drop if you think it's too thick. If it seems too thin, add more sugar by the teaspoon. The icing can be divided into portions and food colouring added. Use immediately, or cover tightly, and use within 1 day.